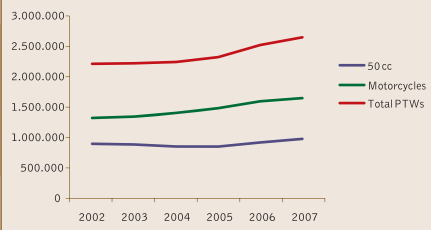


Market



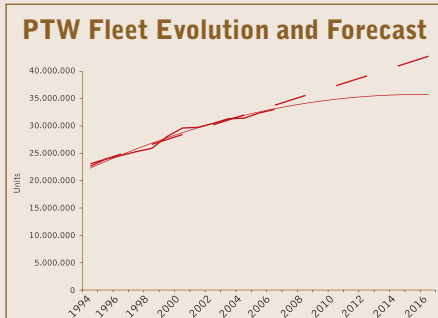
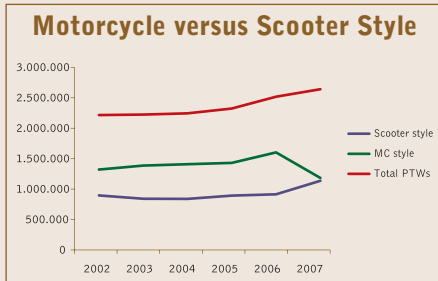
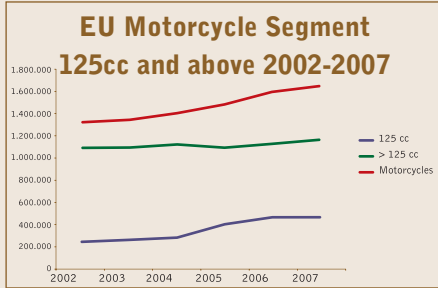
EU PTW Market 2002-2007



www.acem.eu

In 2007, more than 2,7 million PTWs were sold in the Territory of the European Union. The PTW market benefits from 6 years of continuous increase, representing + 22 % over the period 2002 – 2007.

Contrasted trends are observed among both PTW main categories. The 50cc mopeds show a flat trend, reaching 1 million units in 2007, while motorcycles over 50 cc show a positive constant growth, culminating at 1,7 million units in 2007.



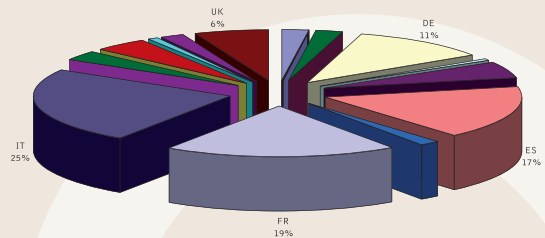
www.acem.eu

While six countries in the EU27 represent more than 80 % of the European PTW market, a majority of Member States experienced a strong market increase over the last three years.

The main markets are, by order of importance:

- Italy
- France
- Spain
- Germany
- United Kingdom
- Greece.

PTW main countries 2007 (% market share)



The conjunction of increasing congestion and mobility needs generated a considerable development of the urban PTW segment over the period 2002 – 2007. The growths of the 125 cc category (+ 100 %) and of the scooter style (+ 33%) illustrate this trend.

The projection of the fleet at the horizon 2016 indicates an increase of the PTW circulating park in Europe. From about 30 million PTWs in use in 2006, the fleet is expected to grow and reach around 35 million at the horizon of 2016 – 2020, representing a 13% increase.

Version November 2008. All rights reserved. This card or any part may not be reproduced in any form or any means without written permission.