

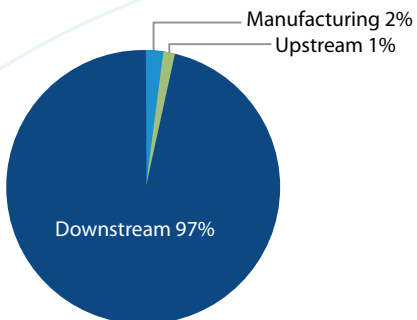
# The European PTW Sector Facts and Figures



Source : Eurostat, Gruppo Class



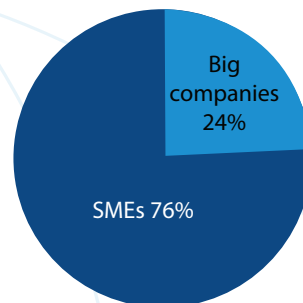
## Number of Companies



### Total sector: 38,000 + enterprises

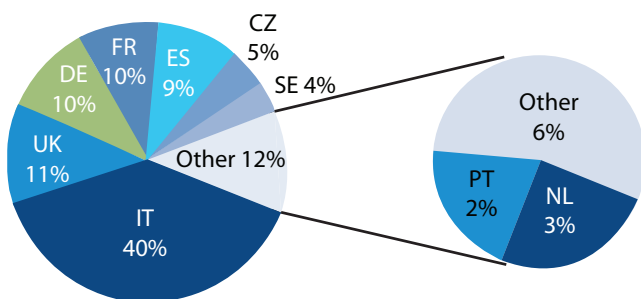
- Manufacturing: 870 (including micro-businesses)
- Upstream: 500
- Downstream: 37,000

## Split by Size of Companies



### PTW Manufacturing Enterprises Split by Size

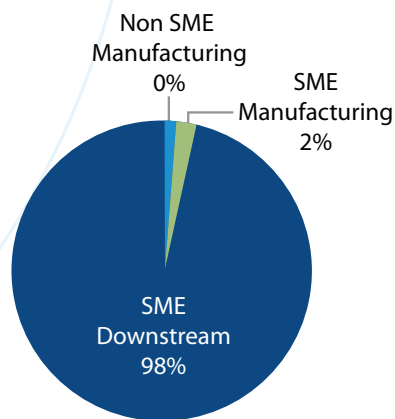
## Total Number of Manufacturers Split by Country



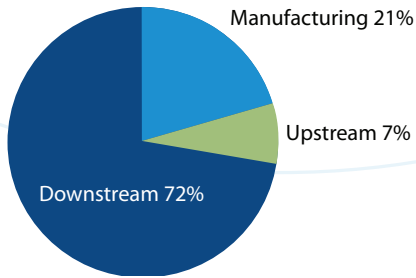
### PTW Manufacturing Enterprises MS Share in Number

7 countries IT+UK+DE+FR+ES+CZ+SE = 88% of manufacturers

## PTW Enterprises - Split by Size



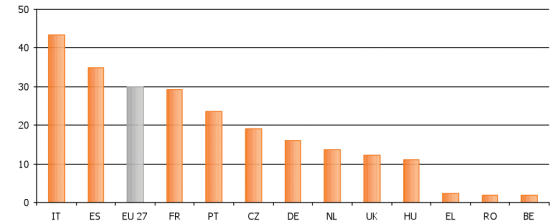
## 2007 Turnover (€ bn)



### Total sector € billion 34.1

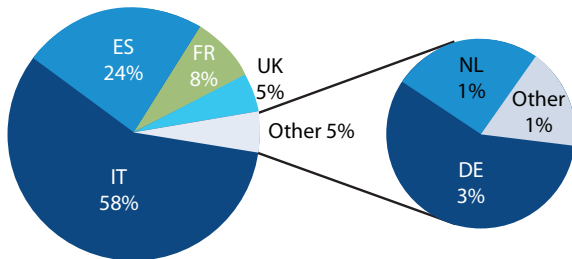
- Manufacturing 7.0
- Upstream 2.4
- Downstream 24.7

## Average size of enterprises by Member State Manufacturing Sector



- EU average: 30 persons employed
- Largest enterprises located in the Latin countries

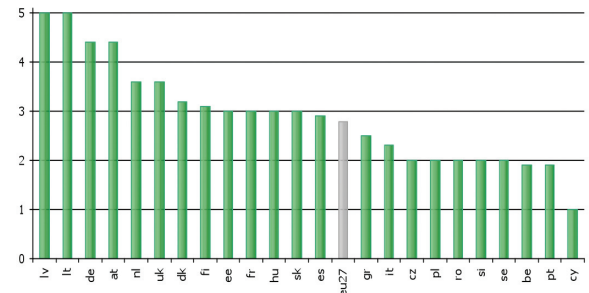
## Turnover of PTW Manufacturing Sector Split by Country



### PTW Manufacturing Enterprises MS Share of Turnover

3 countries IT+ES+FR = 90% of turnover

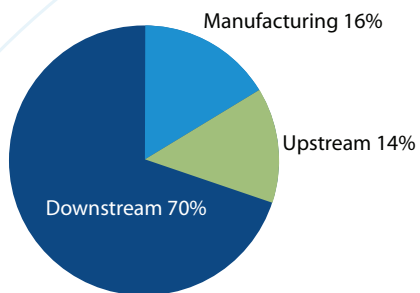
## Average size of enterprises in the trade and services of motorcycles, by Member State, Downstream Sector



- EU average: 3 persons employed



## Employment in the PTW sector



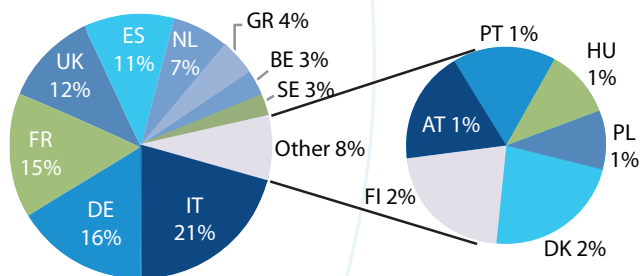
**Total sector 151.900 jobs**

- Manufacturing 26.500
- Upstream 20.700
- Downstream 104.700

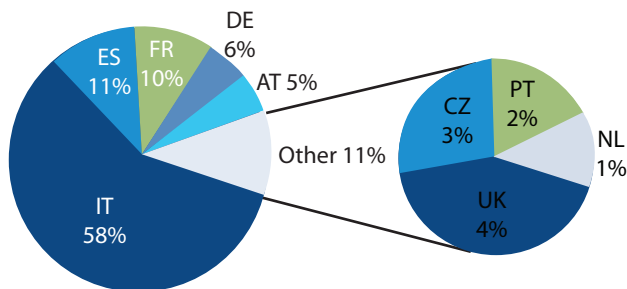
## Employment in Downstream Sector Split by Country

9 countries IT+DE+FR+UK+ES+NL+GR+BE+SE = 92% of employment

### PTW Sales, Maintenance & Repair Enterprises MS Share of Employment



## Employment in Manufacturing Sector Split by Country



### PTW Manufacturing Enterprises MS Share of Employees

5 countries IT+ES+FR+DE+AT = 90% of employment