

# ACEM Yearbook 2003



## Facts and Figures on PTWs in Europe

# Table of Content

<b>Table of Content</b>	<b>2</b>
<b>Introduction</b>	<b>3</b>
<b>1. Main figures from PTW Industry in Europe</b>	<b>4</b>
1.1 TURNOVER, PRODUCTION VALUE AND PERSONS EMPLOYED .....	4
1.2 COST OF 1 HOUR OF LABOUR FOR NORMAL SERVICING MAINTENANCE .....	4
<b>2. PTW Production data</b>	<b>5</b>
<b>3. Powered Two Wheelers in use</b>	<b>6</b>
<b>4. Motorcycle registrations in Europe</b>	<b>8</b>
<b>5. Moped Deliveries in Europe</b>	<b>10</b>
<b>6. PTW Import - Export data in Europe</b>	<b>12</b>
6.1 EU PTW IMPORT IN THE WORLD.....	12
6.2 EU PTW EXPORT IN THE WORLD .....	12
6.3 INTRA – EXTRA EUROPEAN UNION PTW IMPORT AND EXPORT.....	13
6.4 INTRA – EXTRA EUROPEAN UNION PTW IMPORT PER CYLINDER CAPACITY .....	14
6.5 INTRA – EXTRA EUROPEAN UNION PTW EXPORT PER CYLINDER CAPACITY .....	15
6.7 INTRA – EXTRA EUROPEAN UNION IMPORT AND EXPORT (CUM VALUE) .....	16
6.8 INTRA – EXTRA EUROPEAN UNION IMPORT AND EXPORT (CUM QUANTITY) .....	17
<b>7. National VAT rate on new PTW purchase</b>	<b>18</b>
7.1 VAT DUE ON A SECOND-HAND PTW PURCHASE AND RATE APPLIED IN THE EUROPEAN COUNTRIES .....	18
<b>8. Insurance Taxation</b>	<b>19</b>
8.1.1. Indicative annual insurance cost by model and country in Austria.....	21
8.1.2. Indicative annual insurance cost by model and country in Belgium .....	21
8.1.3. Indicative annual insurance cost by model and country in France .....	22
8.1.4. Indicative annual insurance cost by model and country in Germany.....	22
8.1.5. Indicative annual insurance cost by model and country in Italy .....	23
8.1.6. Indicative annual insurance cost by model and country in the Netherlands .....	23
8.1.7. Indicative annual insurance cost by model and country in Spain .....	24
8.1.8. Indicative annual insurance cost by model and country in Sweden .....	24
8.1.7. Indicative annual insurance cost by model and country in the United Kingdom .....	25
<b>9. PTWs on the road</b>	<b>25</b>
9.1 NUMBER PLATE REGULATION IN EUROPE .....	25
9.2 PTWS ON MOTORWAYS.....	26
9.3 ROADWORTHINESS TEST.....	26
<b>10. REGISTRATION TAXES AND OTHER FEES</b>	<b>27</b>
10.1 REGISTRATION TAXES AND FEES ON FIRST AND SUCCESSIVE REGISTRATIONS IN BELGIUM.....	28
10.2. OWNERSHIP TAX .....	29
10.3.1 Ownership tax in Italy, Spain and UK.....	30
<b>11. PTW riding access: Mopeds</b>	<b>31</b>
<b>12. PTW riding access: Motorcycle</b>	<b>32</b>
12.1 PTW RIDING ACCESS: HIGHEST PERFORMANCES MOTORCYCLES .....	33
12.1 PTW RIDING ACCESS: HIGHEST PERFORMANCES MOTORCYCLES .....	34
12.2 PTW RIDING ACCESS: B/A1 EQUIVALENCE .....	35
12.2 PTW RIDING ACCESS: B/A1 EQUIVALENCE .....	36
<b>NOTES.....</b>	<b>377-</b>
<b>38</b>	

## Introduction


ACEM Yearbook is aimed at giving an overall view on the main facts and figures characterising Powered Two Wheelers (PTWs) in Europe. It is now up-dated to 2002. The document is composed of two parts, the first one deals with main data for the PTW industry, the second one deals with European countries regulations and costs related to PTWs purchase and use.

The first part of the document deals with main PTW figures on production, parc, registration figures and import and export data, which confirms the steady increase of PTW use in Europe.

The second part of the document is an up-dated version of ACEM 1997 edition on PTW purchase and use costs, dealing with: taxation on PTWs on first and second hand purchase; insurance regulation and taxation in Europe, with specific reference to each single country. PTWs on the road chapter makes reference to the number plate regulation: PTWs on the motorways and roadworthiness test, while the final chapters are dedicated to registration and ownership taxes in Europe, PTW riding access regulation both for mopeds and motorcycles in Europe and fuel regulation and costs in Europe.

This data collection has been possible thanks to a fruitful collaboration with all National Associations members of ACEM. The document is aimed at providing an up-dated collection of data at the disposition of all ACEM members, ACEM Secretariat is therefore at the disposal of all members for further suggestions and comments aiming at improving and up-dating information.

Federico Galliano  
ACEM Secretary General



P.S. : Figures in **blue** are figures from the 1999 edition that were not updated in this issue.

## 1. Main figures from PTW Industry in Europe

### 1.1 Turnover, production value and persons employed

Main figures<sup>i</sup> of the Manufacture of motorcycles and bicycles in 2000

Million EURO

	Turnover	Production value	Persons employed
<b>European Union (15 countries)</b>	8886.4	8095.3	54957
Belgium	n.a.	n.a.	n.a.
Denmark	91.5	83.5	643
Federal Republic of Germany	1190.3	1146.6	8017
Greece	n.a.	n.a.	n.a.
Spain	1087.9	778.3	3796
France	1180.5	1078.9	7472
Ireland	n.a.	n.a.	n.a.
Italy	4768.7	4465.9	21891
Netherlands	644.2	624.4	2888
Austria	180	179.6	827
Portugal	76	75.5	1602
Finland	17	16.2	130
Sweden	255.9	238.5	1410
United Kingdom	761.6	741.2	3808

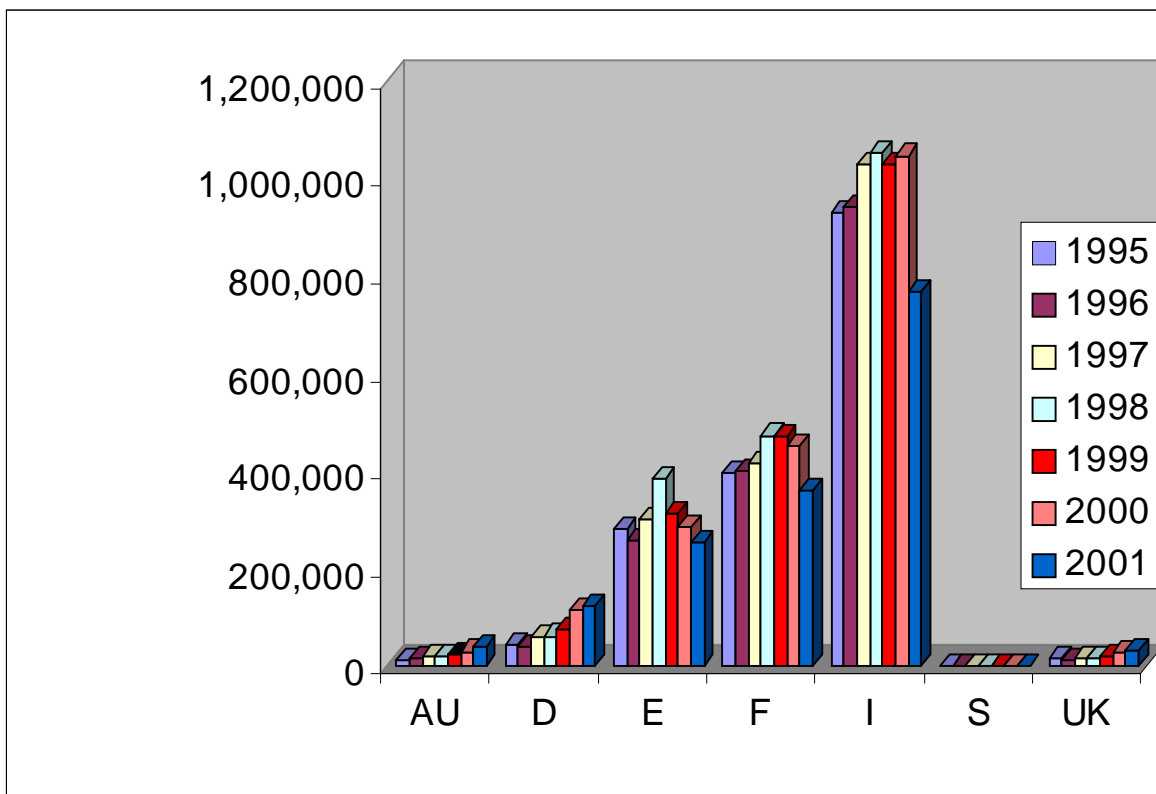
### 1.2 Cost of 1 hour of labour for normal servicing maintenance<sup>ii</sup>

<i>Country</i>	<i>Cost (one hour)</i>
	<i>VAT included</i>
	<b>EURO</b>
AUSTRIA	53.9-61.2
BELGIUM	27
FRANCE	27.2
GERMANY	35.4
NETHERLANDS	33.7
ITALY	30-35
SPAIN	25
SWEDEN	41
UNITED KINGDOM	65

## 2. PTW Production data

	1995	1996	1997	1998	1999	2000	2001
<b>AU</b>	13,170	15,912	18,652	19,558	21,647	29,208	40,088
<b>D</b>	44,626	40,553	58,712	60,678	76,029	112,590	120,790
<b>E</b>	279,941	255,374	299,732	382,310	312,558	284,811	253,420
<b>F</b>	394,613	398,692	413,848	471,596	468,970	451,406	358,115
<b>I</b>	928,300	941,250	1,027,125	1,049,625	1,026,300	1,044,500	766,950
<b>S</b>	100	73	86	476	600	<i>n.c.</i>	<i>n.c.</i>
<b>UK</b>	13,500	13,200	15,100	16,900	20,800	25,600	29,809
<b>TOTAL</b>	1,674,250	1,665,054	1,833,255	2,001,143	1,926,904	1,948,115	1,569,172

Figure 1 – Moped and Motorcycle Production in Europe (in units)



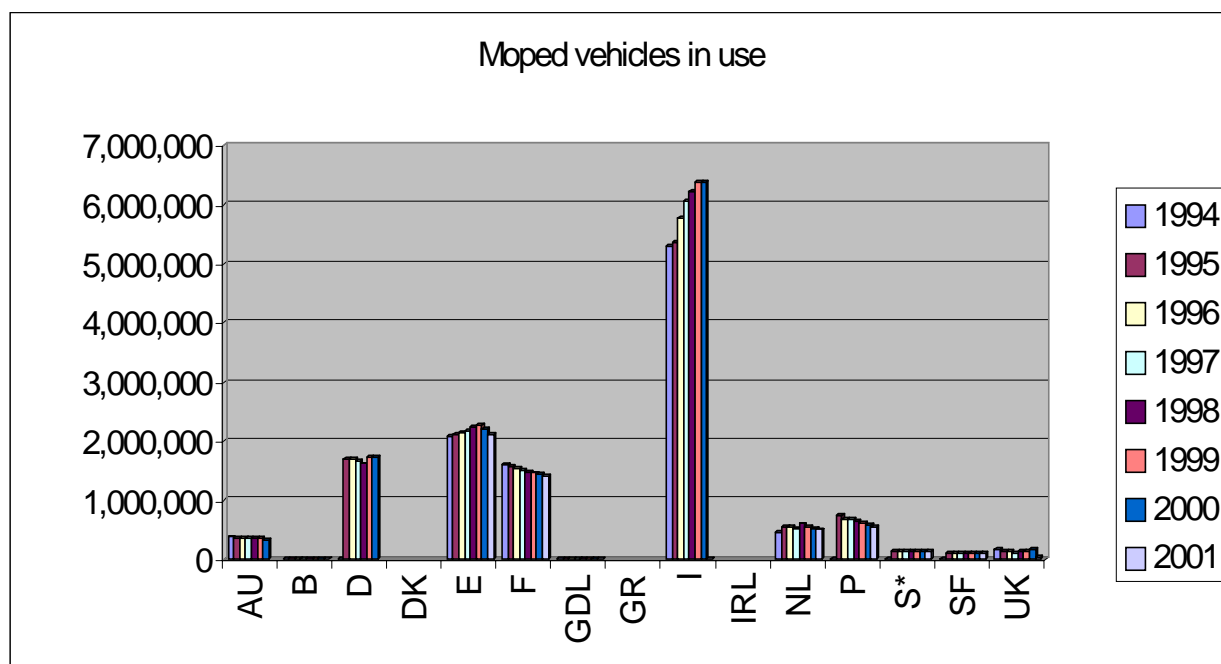
### 3. Powered Two Wheelers in use

#### Moped vehicles in use

	1994	1995	1996	1997	1998	1999	2000
AU	378,028	371,505	366,506	362,953	358,559	351,235	342,557
D	1,676,521	1,652,773	1,713,691	1,653,289	1,620,717	1,724,945	1,724,945
E	2,077,500	2,100,785	2,138,265	2,173,990	2,231,897	2,268,344	2,202,521
F	1,608,000	1,562,000	1,540,000	1,518,000	1,482,000	1,461,000	1,442,000
GDL	19,915	20,073	20,185	20,377	20,641	20,938	21,286
I	5,300,000	5,375,000	5,790,000	6,060,000	6,218,000	6,395,000	6,375,000
NL	463,000	540,000	543,000	525,000	600,000	550,000	533,000
P	n.a.	741,300	682,500	689,650	634,000	610,000	590,000
S*	n.a.	141,500	150,000	150,000	150,000	150,000	150,000
SF	n.a.	94,424	96,304	98,063	99,820	102,217	101,734
UK	159,700	141,500	128,900	119,700	124,900	135,967	162,972
Total	10,006,143	12,801,778	13,169,351	13,371,022	13,540,534	13,787,455	13,646,063

\*: insured vehicles. Total fleet of mopeds can be estimated at 300 000

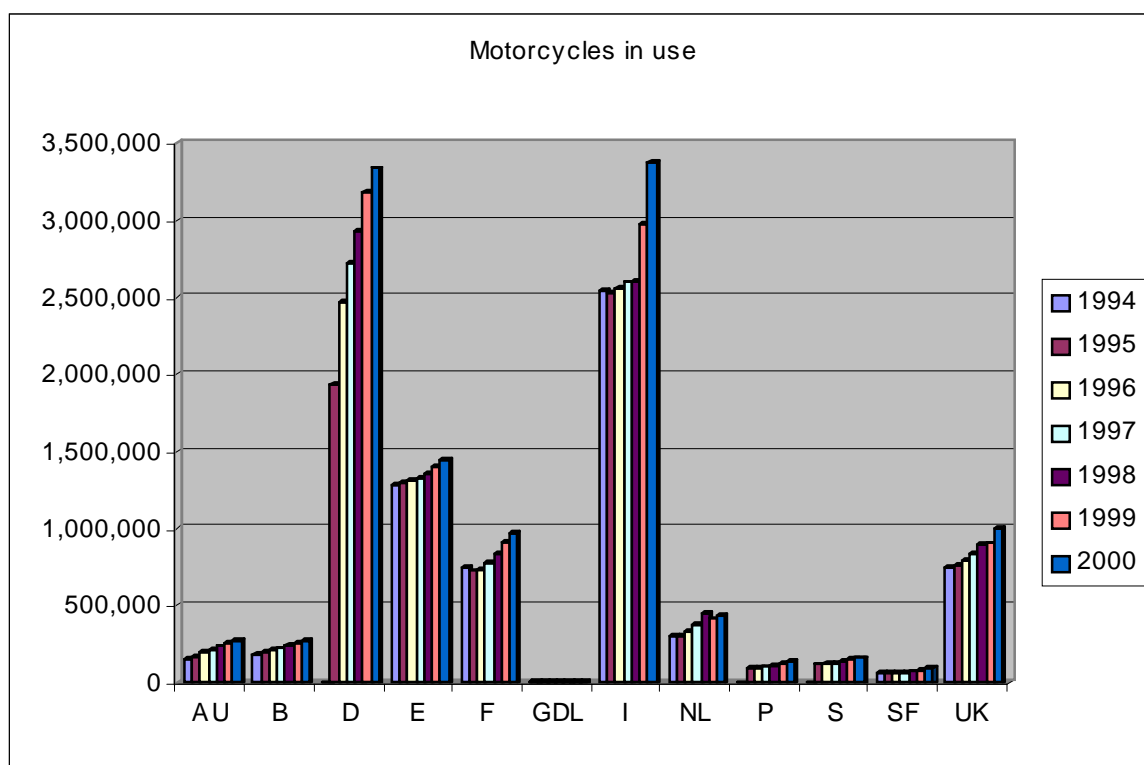
Figure 2 – Moped vehicles in use



## Motorcycle vehicles in use

	1994	1995	1996	1997	1998	1999	2000
<b>AU</b>	154,297	174,907	193,685	212,791	236,314	261,744	278,118
<b>B</b>	185,270	198,470	209,015	221,623	238,053	257,899	276,933
<b>D</b>	2,083,263	2,267,428	2,470,451	2,716,780	2,925,843	3,177,437	3,337,848
<b>E</b>	1,287,850	1,301,180	1,308,208	1,326,333	1,361,155	1,403,771	1,445,644
<b>F</b>	744,000	727,000	738,000	780,000	839,000	912,000	968,000
<b>GDL</b>	8,391	8,405	8,716	9,297	9,947	10,819	11,488
<b>I</b>	2,539,835	2,530,750	2,554,672	2,595,551	2,600,000	2,967,968	3,373,064
<b>NL</b>	304,000	307,993	335,000	373,000	451,425	413,989	437,798
<b>P</b>	n.a.	97,200	99,700	103,100	115,000	125,000	144,000
<b>S</b>	n.a.	117,387	121,030	130,041	137,466	149,970	163,346
<b>SF</b>	63,986	64,578	65,954	68,035	72,163	79,601	90,258
<b>UK</b>	751,900	758,700	792,200	836,100	890,600	905,111	994,741
<b>Total</b>	<b>6,039,529</b>	<b>8,227,558</b>	<b>8,896,631</b>	<b>9,372,651</b>	<b>9,876,966</b>	<b>10,665,309</b>	<b>11,521,238</b>

Figure 3 – Motorcycle vehicles in use



## 4. Motorcycle registrations in Europe

Motorcycle registrations in Europe									
	1994	1995	1996	1997	1998	1999	2000	2001	%
AU	16,789	18,704	21,144	20,861	24,978	27,276	23,775	19,952	1.68%
B	14,000	14,603	15,347	17,534	20,534	26,061	25,319	21,229	1.79%
D	216,183	218,245	271,771	313,669	289,879	282,463	252,616	226,958	19.11%
DK	2,022	2,288	3,020	3,254	3,394	4,215	3,237	n.a.	
E	35,070	34,632	31,175	41,835	56,121	68,635	69,730	63,713	5.36%
F	84,873	85,026	116,006	148,369	172,346	192,744	179,552	179,590	15.12%
GDL	712	985	1,155	1,040	1,097	1,255	1,259	n.a.	
GR	23,099	25,500	27,253	34,055	45,307	63,483	64,042	66,833	5.63%
I	73,879	81,266	91,962	114,905	228,346	373,784	524,619	418,667	35.24%
IRL	1,837	1,911	2,412	2,717	3,117	4,955	6,871	6,919	0.58%
NL	18,401	17,799	17,010	16,466	15,085	17,971	19,626	17,562	1.48%
P	12,903	12,757	23,279	12,180	14,805	19,165	17,721	17,095	1.44%
S	3,903	4,380	5,607	8,672	10,988	13,930	15,199	21,074	1.77%
SF	852	1,006	1,304	2,329	3,793	5,751	5,167	4,408	0.37%
UK	44,731	47,429	59,328	80,707	97,855	117,145	121,908	123,897	10.43%
<b>Total</b>	<b>549,254</b>	<b>566,531</b>	<b>687,773</b>	<b>818,479</b>	<b>987,645</b>	<b>1,218,833</b>	<b>1,330,641</b>	<b>1,187,897</b>	<b>100.00%</b>

Figure 4 – Motorcycle registrations in Europe

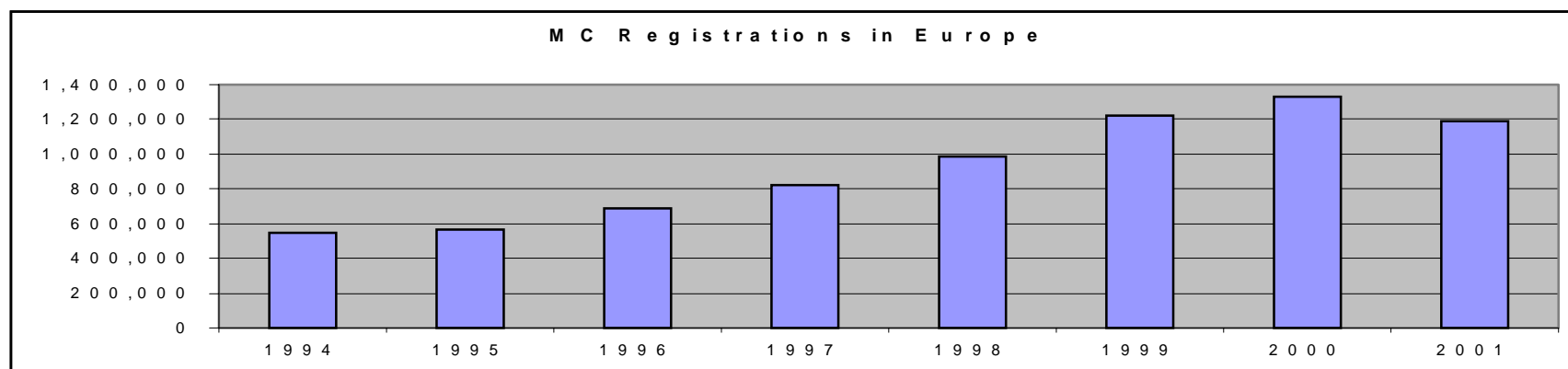
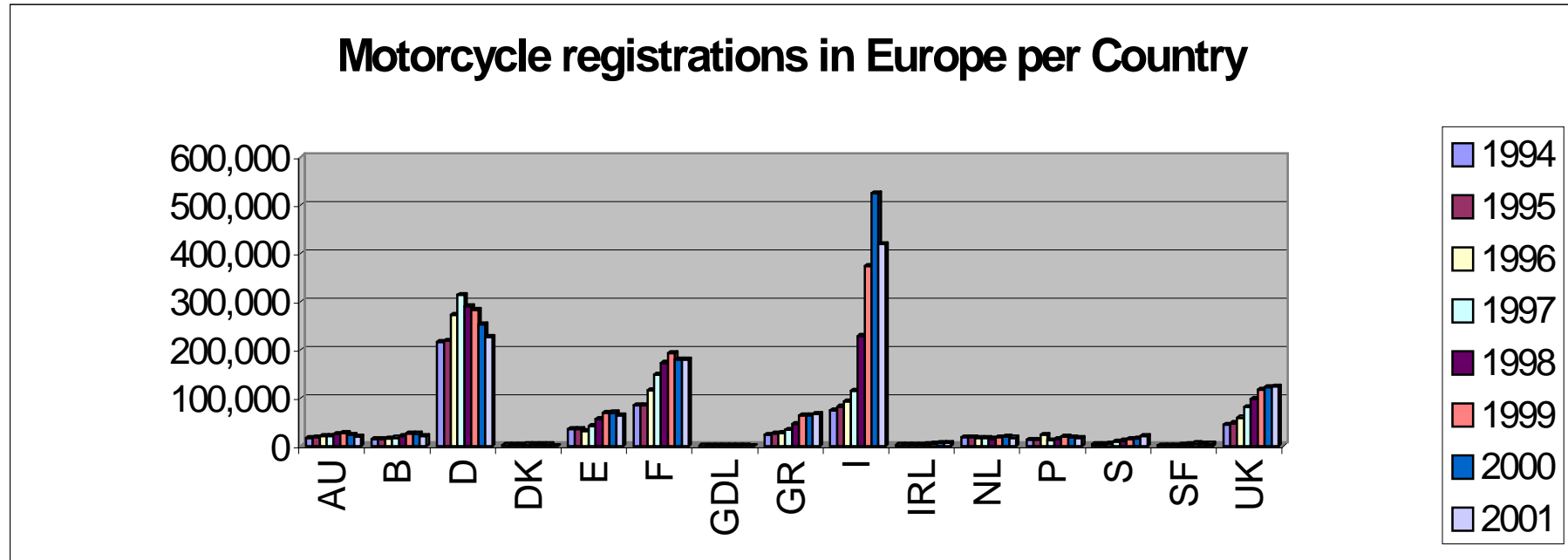


Figure 5 – Motorcycle registration in Europe per country



## 5. Moped Deliveries in Europe

### Mopeds deliveries in Europe

	1994	1995	1996	1997	1998	1999	2000	2001
<b>AU</b>	8,419	10,742	14,010	15,905	16,357	17,818	21,355	20,459
<b>B</b>	26,066	27,582	28,785	35,372	38,231	38,421	36,807	7,597
<b>D</b>	90,971	124,497	188,500	177,327	116,697	115,583	108,671	112,322
<b>DK</b>	6,881	10,818	17,514	23,307	23,827	21,554	20,564	n.a.
<b>E</b>	134,835	155,230	181,277	230,916	320,322	335,726	248,633	176,489
<b>F</b>	179,005	218,198	220,099	214,979	189,467	195,746	192,273	81,766
<b>GDL</b>	n.a.	n.a.	192	385	287	311	455	n.a.
<b>GR</b>	15,202	13,500	9,312	n.a.	n.a.	11,500	n.a.	n.a.
<b>I</b>	476,271	583,771	586,913	701,190	694,397	564,381	324,190	186,761
<b>IRL</b>	437	430	870	n.a.	1,603	2,462	3,023	2,214
<b>NL</b>	57,595	59,153	61,936	67,079	69,231	71,386	66,941	56,206
<b>P</b>	47,420	42,000	21,659	30,272	29,405	19,374	14,969	7,636
<b>S</b>	7,450	5,700	5,000	5,900	8,100	9,000	11,300	6,633
<b>SF</b>	0	94,424	5,100	6,018	7,083	8,111	6,423	6,705
<b>UK</b>	6,417	6,292	9,051	12,582	22,556	35,438	48,164	45,405
<b>Total</b>	<b>1,090,495</b>	<b>1,374,481</b>	<b>1,339,045</b>	<b>1,483,404</b>	<b>1,548,763</b>	<b>1,446,830</b>	<b>1,103,768</b>	<b>710,193</b>

Figure 6 – Moped deliveries in Europe

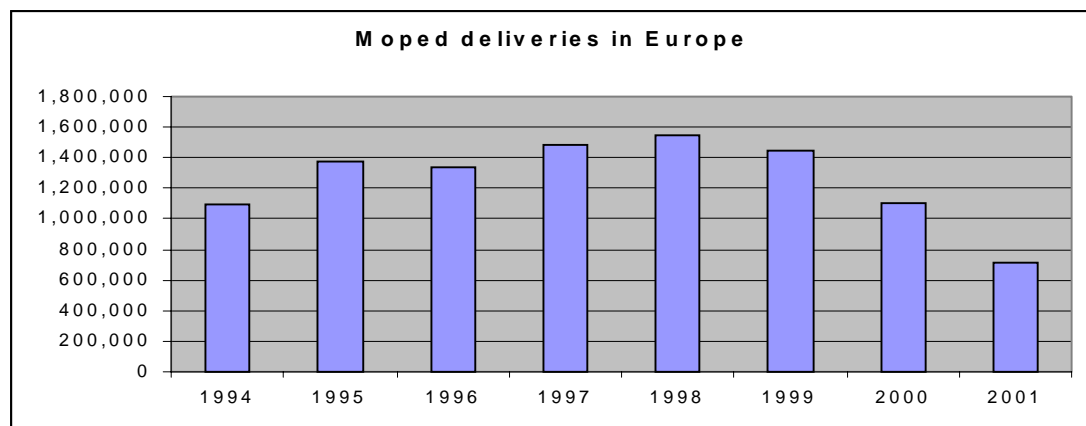
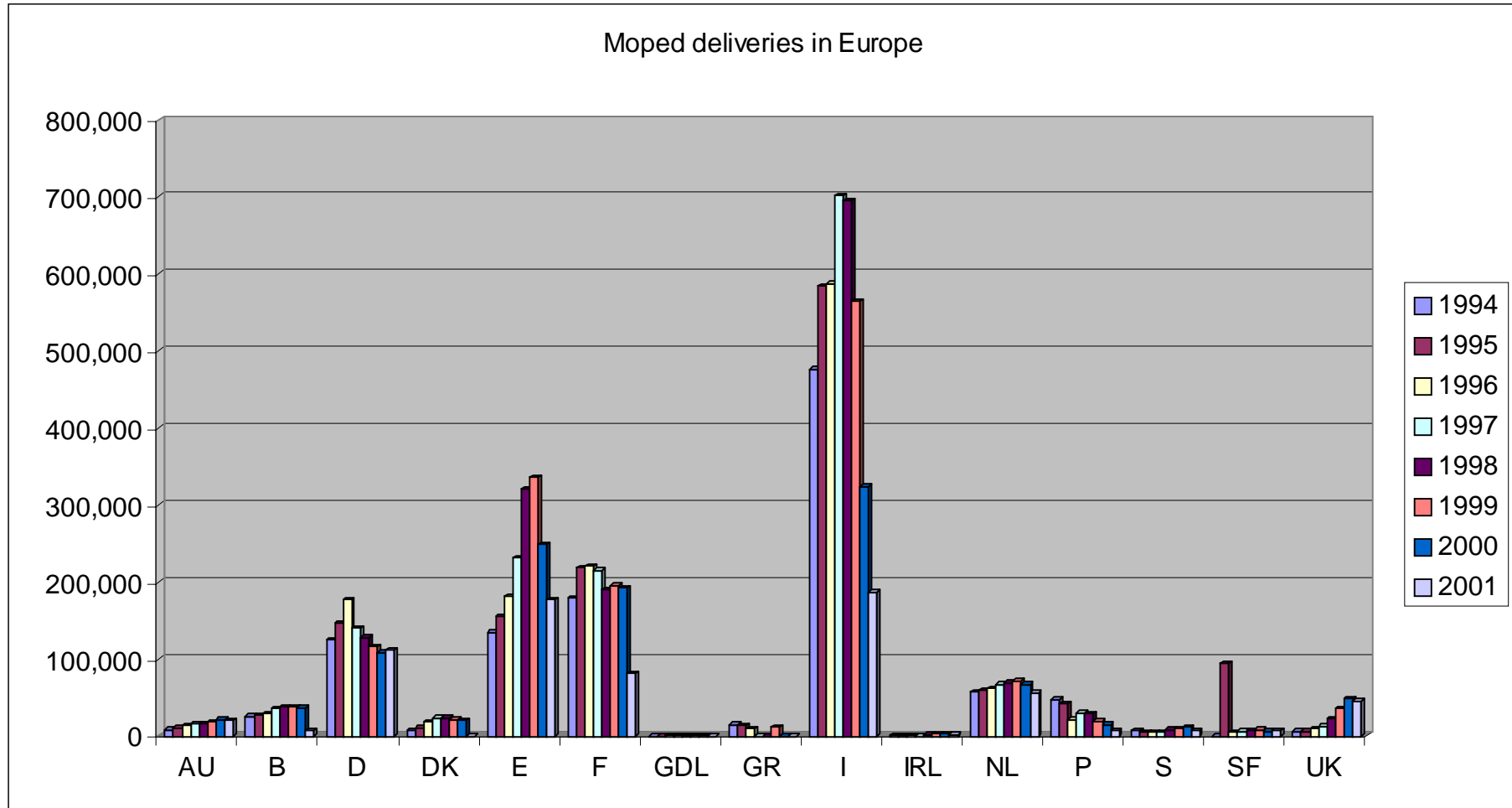


Figure 7 – Moped deliveries in Europe per country



## 6. PTW Import - Export data in Europe in 2001

### 6.1 EU- PTW Import in the world<sup>1</sup>

	Value (1000€)	%	QUANTITY	%
European Union	2,088,323	44.36%	811692	52.36%
Other European countries	21,077	0.45%	20315	1.31%
Africa	518	0.01%	223	0.01%
North America	287,021	6.10%	35701	2.30%
South America	306	0.01%	63	0.00%
Asia	2,301,911	48.89%	679956	43.87%
Middle East	913	0.02%	579	0.04%
Oceania and polar regions	7,956	0.17%	1557	0.10%
<b>TOTAL</b>	<b>4,708,025</b>	<b>100.00%</b>	<b>1,550,086</b>	<b>100.00%</b>

### 6.2 EU- PTW Export in the world<sup>1</sup>

	Value (1000€)	%	QUANTITY	%
European Union	2439500	75.56%	974059	76.21%
+Other european countries	170808	5.29%	83665	6.55%
+Africa	49447	1.53%	69866	5.47%
+North America	351605	10.89%	68928	5.39%
+South America	14147	0.44%	7340	0.57%
+Asia	137870	4.27%	52482	4.11%
+Middle East	9344	16.71%	5708	35.67%
+Oceania and polar regions	55916	1.73%	16004	1.25%
<b>TOTAL</b>	<b>3,228,637</b>	<b>100.00%</b>	<b>1,278,052</b>	<b>100.00%</b>

<sup>1</sup> Source Eurostat - 2001

### 6.3 Intra – Extra European Union PTW Import and export 2001

	<i>(value 1000 Euro)</i>		<i>(quantity units)</i>	
	<i>Import</i>	<i>Export</i>	<i>Import</i>	<i>Export</i>
European Union	<b>2,088,323</b>	<b>2439500</b>	<b>811692</b>	<b>974059</b>
Extra European Union	<b>2,619,166</b>	<b>801474</b>	<b>737941</b>	<b>306738</b>

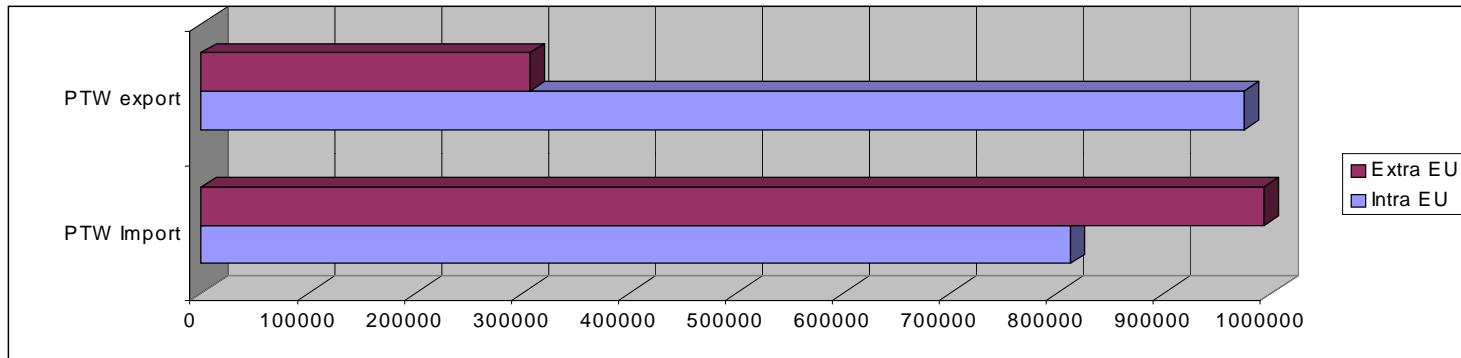


Figure 7 – PTW Export and PTW Import (value – k€)

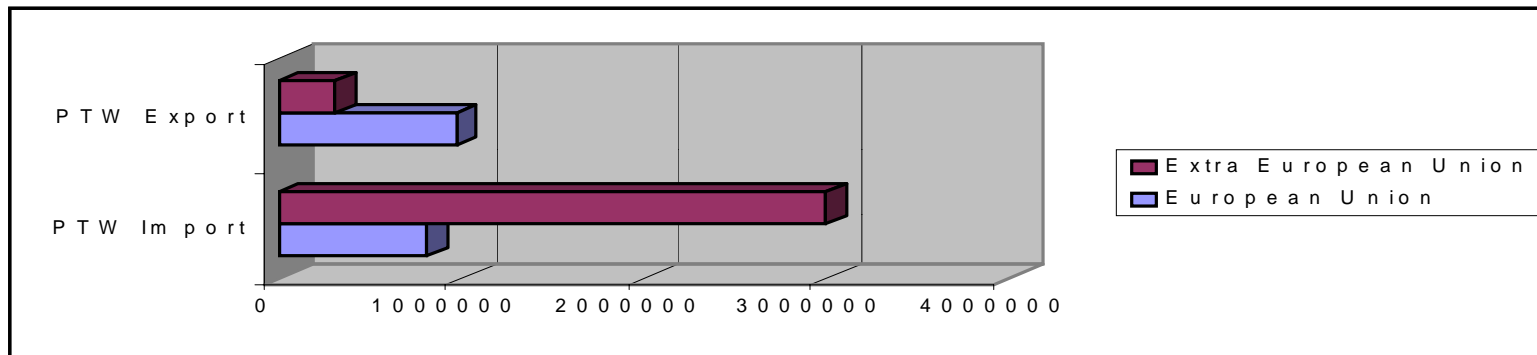


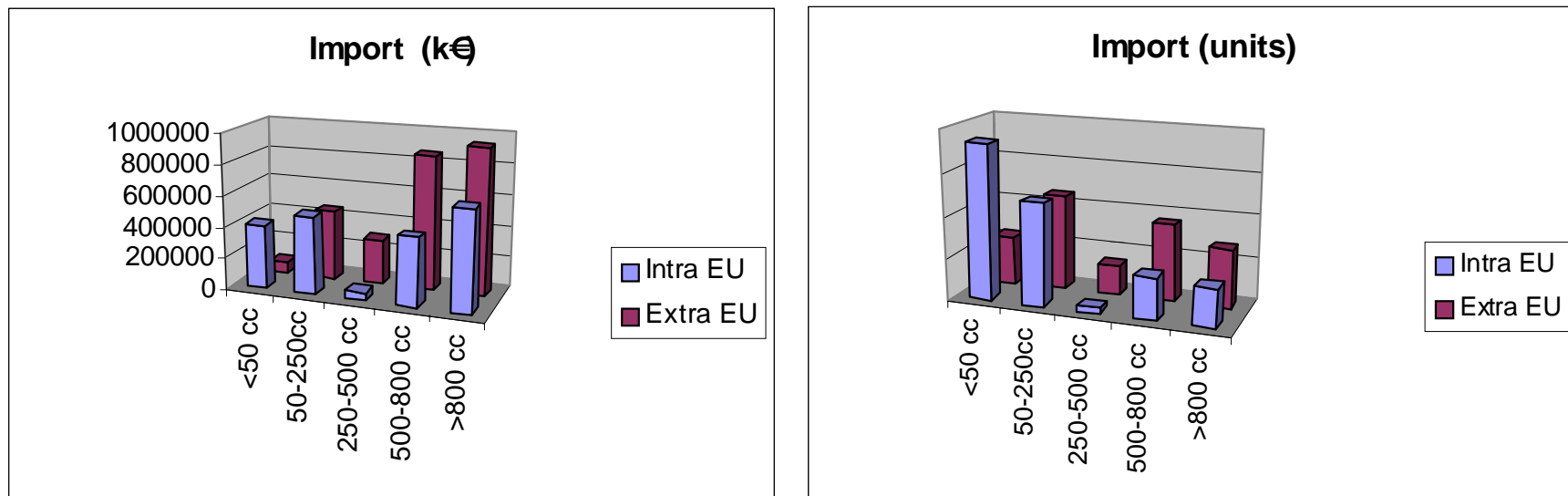
Figure 8 – PTW Export and PTW Import (quantity - units)

## 6.4 Intra – Extra European Union PTW Import per cylinder capacity in 2001

<i>PTW Import (value 1000 Euro)</i>					
	< 50 cc	50 to 250cc	250-500cc	500- 800cc	> 800cc
European Union	413087	500136	53268	436326	6424592
Extra European Union	78648	446037	289223	859347	929995

<i>PTW Import (quantity units)</i>					
	< 50 cc	50 to 250cc	250-500cc	500- 800cc	> 800cc
European Union	366829	242861	13805	99032	89165
Extra European Union	115626	227974	73569	181959	138813

Figure 9 – PTW Import per cylinder capacity (value & Units)

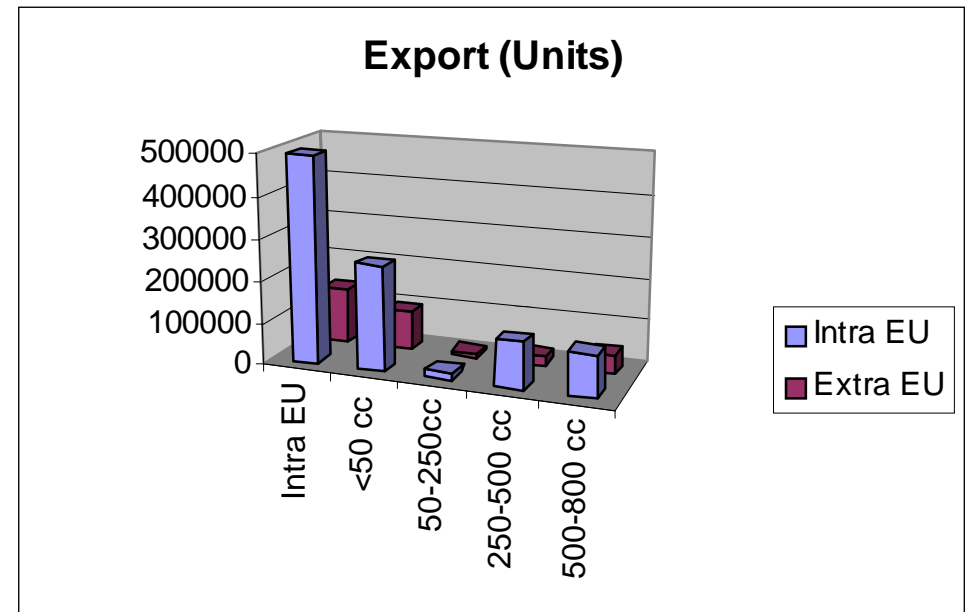
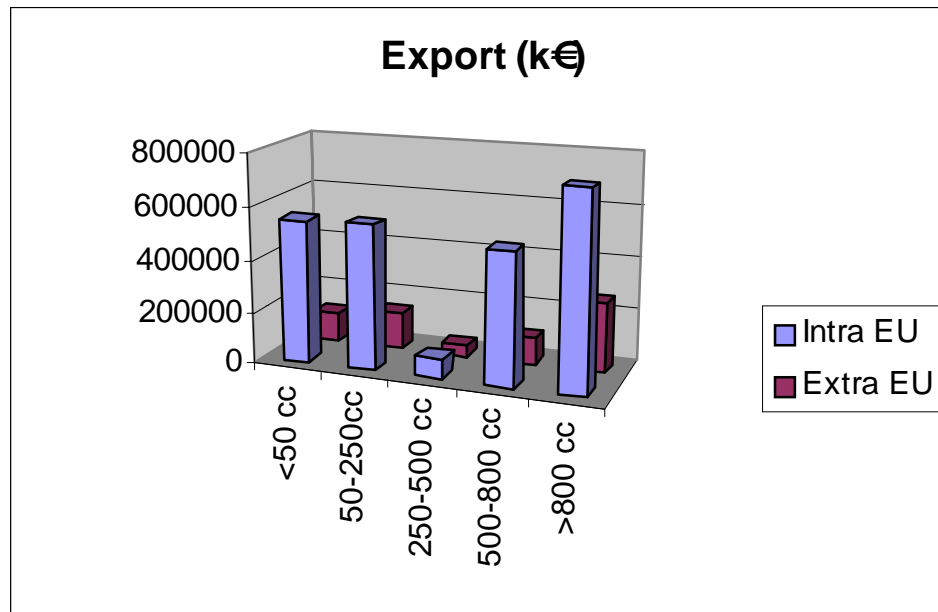


## 6.5 Intra – Extra European Union PTW Export per cylinder capacity in 2001

<i>PTW Export (value 1000 Euro)</i>					
	< 50 cc	50 to 250cc	250-500cc	500- 800cc	> 800cc
European Union	544997	552634	76182	504138	747052
Extra European Union	110750	144882	40735	101168	265231

<i>PTW Export (quantity units)</i>					
	< 50 cc	50 to 250cc	250-500cc	500- 800cc	> 800cc
European Union	492073	252751	18184	110216	100835
Extra European Union	134594	94720	9927	22987	44510

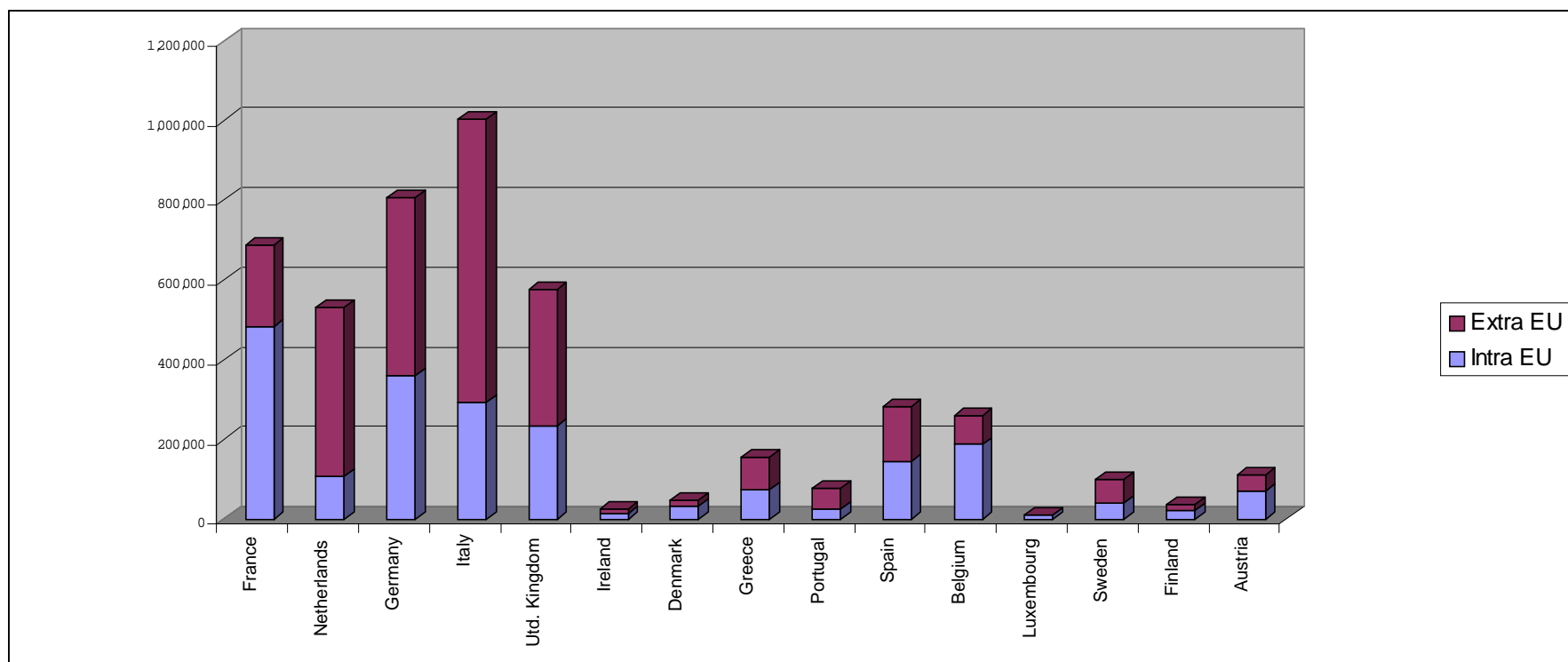
Figure 10 – PTW Export per cylinder capacity (value & Units)



## 6.7 Intra – Extra European Union Import (value) 2001 by country

IMPORT (k€)	France	Netherlands	Germany	Italy	U.Kingdom	Ireland	Denmark	Greece	Portugal	Spain	Belgium	Luxembourg	Sweden	Finland	Austria
Intra EU	482,293	106,738	359,761	291,405	232,653	13,814	31,460	73,787	25,454	145,174	187,215	9,832	38,636	20,277	69,825
Extra EU	205,327	423,425	445,642	711,924	344,478	11,479	17,494	80,358	50,274	136,805	74,004	265	62,824	15,353	39,514
%	14.6%	11.3%	17.1%	21.3%	12.3%	0.5%	1.0%	3.3%	1.6%	6.0%	5.5%	0.2%	2.2%	0.8%	2.3%

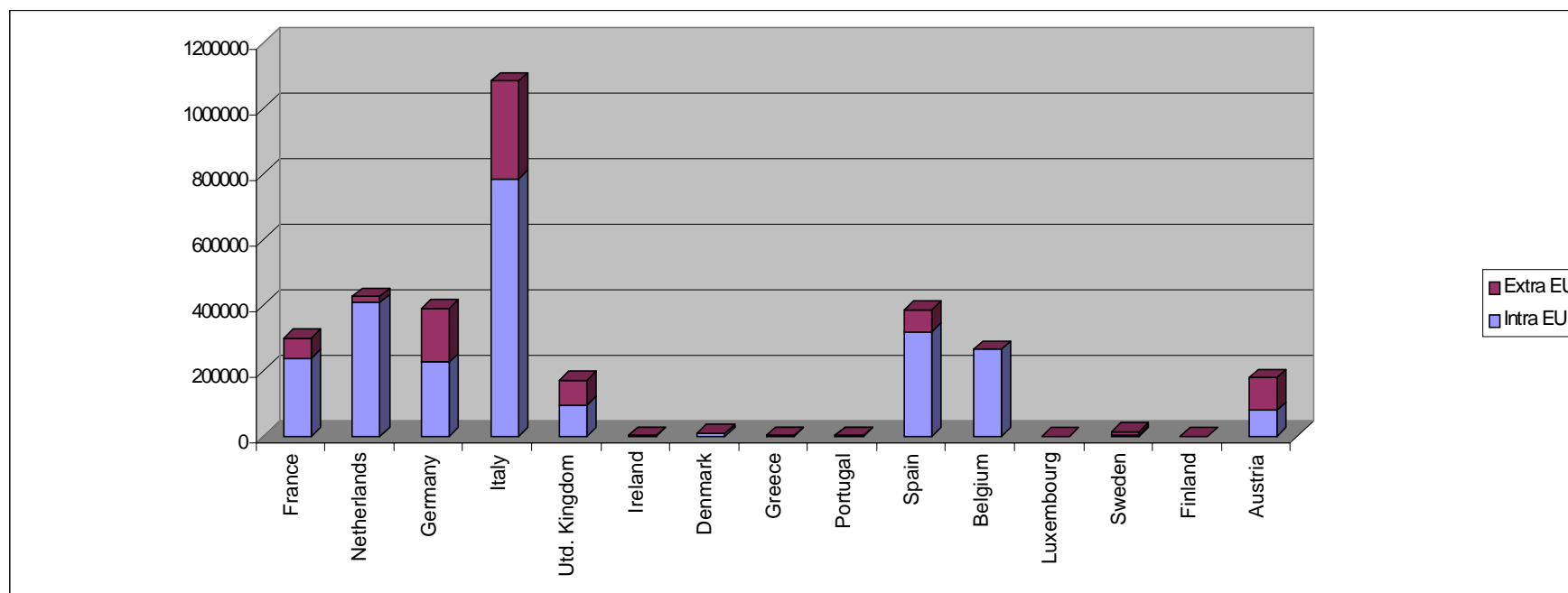
Figure 11 – EU imports / per country (value)



## 6.8 Intra –Extra European Union Export (value) in 2001 (per country)

ExPORT (k€)	France	Netherlands	Germany	Italy	U.Kingdom	Ireland	Denmark	Greece	Portugal	Spain	Belgium	Luxemburg	Sweden	Finland	Austria
<b>Intra EU</b>	238139	408337	225822	785841	96572	3011	8748	3136	1304	319013	263598	545	6726	340	78369
<b>Extra EU</b>	63395	16836	165588	295432	76075	286	2380	1461	1135	66099	2308	52	7928	1395	101103
%	9.30%	13.12%	12.08%	33.36%	5.33%	0.10%	0.34%	0.14%	0.08%	11.88%	8.20%	0.02%	0.45%	0.05%	5.54%

Figure 12 – EU Export per country (value)



## 7. National VAT rate on new PTW purchase

Country	Denomination	Rate (%)
AUSTRIA	Mehrwertsteuer (MwSt)	20
BELGIUM	Taxe Valeur Ajoutée (TVA) Belasting Toegevoegde Waarde (BTW)	21
FRANCE	Taxe Valeur Ajoutée (TVA)	19,6
GERMANY	Mehrwertsteuer (MwSt)	16
ITALY	Imposta sul Valore Aggiunto (IVA)	20
NETHERLANDS	Belasting Toegevoegde Waarde (BTW)	19
SPAIN	Impuesto sobre el Valor Afiadido (IVA)	For Motorcycles: 16 For Mopeds: 7
SWEDEN	Mervärdesskatt (moms)	25
UNITED KINGDOM	Value added tax (VAT)	17,5

### 7.1 VAT due on a second-hand PTW purchase and rate applied in the European Countries

Seller	Purchaser	VAT rate applied (paid by the purchaser)	VAT rate applied on
Non liable to VAT	Anybody	None	
Liable to VAT but no PTWs' dealer	Anybody	The same national VAT rate than in the case of new PTW purchase	Effective invoice price
	Liable to VAT	The same national VAT rate than in the case of new PTW purchase	Effective invoice price
PTWs' dealer			
	Non liable VAT	The same national VAT rate than in the case of new PTW purchase	Dealer profits (the difference between the resale price and the dealer PTW purchase price).

## 8. Insurance Taxation

Country	Tax Denomination	Rate %	Note
AUSTRIA	Insurance Tax	11	
	Fiscal Tax	9.25	
BELGIUM	Occupational Rehabilitation Fund for the Handicapped	7.5	Total Charge is the 27% of the insurance premium
	Red Cross	0.25	
	INAMI (National Institute for Sickness-Disability Insurance)	10	
FRANCE	Taxe Valeur Ajoutée (TVA)	9	
	Corporelle du conducteur	9	
	Protection juridique – Assistance – Casque – Vol incendie – Catastrophes naturelles – Tiers collision – Tous risques	18	
GERMANY	VAT	16	
ITALY	Insurance Premium Tax	23	10,50% for “Servizio Sanitario Nazionale” tax
NETHERLANDS	VAT	7%	Assurantiebelasting
SPAIN	CLEA	5 ‰ (5 per thousand)	
	Impeusto Polizas de Seguro	6	
	Fondo National de Garantia	3	
SWEDEN	Mervärdesskatt (moms)	25	
UNITED KINGDOM	Insurance Premium Tax	5	In some parts of UK this tax is not applicable

## 8.1 Annual insurance cost by model and country

<i>Country</i>	<i>Models of PTW</i>														
	<i>Piaggio Vespa ET2 50</i>			<i>Piaggio Vespa ET4 125</i>			<i>Yamaha XT 600 E</i>			<i>Honda CBR 600 F</i>		<i>Honda CBR 900 RR</i>			
	<i>Euro</i>														
<i>AUSTRIA<sup>iii</sup></i>	124.4	135.1	155.1	98.8	88.7	109.4	340.6	435.1	376.8	340.6	435.1	376.8	620.3	520.6	428.7
<i>BELGIUM</i>			123.8			329.8			663.2			663.2			663.2
<i>FRANCE<sup>iv</sup></i>	235.2	423.8		185.5	512.5	228.5	557.6		380.2	1335.6		380.2	1728		
<i>GERMANY</i>			50.0			120.0			130-168			204-273			303-405
<i>NETHERLANDS</i>			240			240			122.61			122.61			129.67
<i>ITALY</i>			350			440			650			650			650
<i>SPAIN</i>			540 - 720			600			720			1500			1500
<i>UNITED KINGDOM</i>	240	469	£	280-	550£		190-	352	£	260-	476	£	470-	949	£

### 8.1.1. Indicative annual insurance cost by model and country<sup>v</sup> in Austria<sup>vi</sup>

Model of PTW	Rider's data	Annual insurance premium		Total taxes	Total insurance annual cost
		Company	Tariff		
<b>Euros</b>					
Piaggio Vespa ET2 50	-male -16 years old -new moped driving licence owner	A			125.65
		B			136.4
		C			156.57
Piaggio Vespa ET4 125	-male -18 years old -new motorcycle driving licence owner	A	77.97	21.8	99.77
		B	67.73	21.8	89.53
		C	88.66	21.8	110.46
Yamaha XT 600 E	-male -25 years old -3 years of motorcycle driving licence possess	A	239.31	104.65	343.96
		B	334.73	104.65	439.37
		C	275.88	104.65	380.52
Honda CBR 600 F	-male -25 years old -3 years of motorcycle driving licence possess	A	239.31	104.65	343.96
		B	334.73	104.65	439.37
		C	275.88	104.65	380.52
Honda CBR 900 RR	-male -25 years old -3 years of motorcycle driving licence possess	A	469.39	156.97	626.37
		B	368.66	156.97	525.64
		C	275.88	156.97	432.83

### 8.1.2. Indicative annual insurance cost by model and country in Belgium

Model of PTW	Rider's data	Annual insurance premium	Total taxes	Total insurance annual cost
Piaggio Vespa ET2 50	-male -16 years old -new moped driving licence owner	3969	1072	5041
Piaggio Vespa ET4 125	-male -18 years old -new motorcycle driving licence owner	10572	2855	13427
Yamaha XT 600 E	-male -25 years old -3 years of motorcycle driving licence possess	21261	5741	27002
Honda CBR 600 F	-male -25 years old -3 years of motorcycle driving licence possess	21261	5741	27002
Honda CBR 900 RR	-male -25 years old -3 years of motorcycle driving licence possess	21261	5741	27002

### 8.1.3. Indicative annual insurance cost by model and country in France

Model of PTW	Rider's data	Annual insurance premium	Total taxes	Total insurance annual cost
<b>National currency</b>				
Piaggio Vespa ET2 50	-male -16 years old -new moped driving licence owner	1959	647	2606
Piaggio Vespa ET4 125	-male -18 years old -new motorcycle driving licence owner	2716	897	3613
Yamaha XT 600 E	-male -25 years old -3 years of motorcycle driving licence possess	4769	1573	6343
Honda CBR 600 F	-male -25 years old -3 years of motorcycle driving licence possess	11451	3779	15231
Honda CBR 900 RR	-male -25 years old -3 years of motorcycle driving licence possess	11451	3779	15231

### 8.1.4. Indicative annual insurance cost by model and country in Germany<sup>vii</sup>

Model of PTW	Rider's data	Annual insurance premium	Total taxes	Total insurance annual cost
<b>Euro</b>				
Piaggio Vespa ET2 50	-male -16 years old -new moped driving licence owner (100%)	50	free	50
Piaggio Vespa ET4 125	-male -18 years old -new motorcycle driving licence owner (100%)	120	free	120
Yamaha XT 600 E	-male -25 years old -3 years of motorcycle driving licence possess (70%)	125 87,5	43.2	168.2 130.7
Honda CBR 600 F	-male -25 years old -3 years of motorcycle driving licence possess (70%)	161 230	43.2	181.2 273.2
Honda CBR 900 RR	-male -25 years old -3 years of motorcycle driving licence possess (70%)	340 238	65	405 303

### 8.1.5. Indicative annual insurance cost by model and country in Italy

<b>Model of PTW</b>	<b>Rider's data</b>	<b>Annual insurance premium</b>	<b>Total taxes</b>	<b>Total insurance annual cost</b>
<b>Euros</b>				
Piaggio Vespa ET2 50	-male -16 years old	280	70	350
Piaggio Vespa ET4 125	-male -18 years old -new motorcycle driving licence owner	350	90	440
Yamaha XT 600 E	-male -25 years old -3 years of motorcycle driving licence possess	515	135	650
Honda CBR 600 F	-male -25 years old -3 years of motorcycle driving licence possess	515	135	650
Honda CBR 900 RR	-male -25 years old -3 years of motorcycle driving licence possess	515	135	650

### 8.1.6. Indicative annual insurance cost by model and country in the Netherlands

<b>Model of PTW</b>	<b>Rider's data</b>	<b>Annual insurance premium</b>	<b>Total taxes</b>	<b>Total insurance annual cost</b>
<b>€</b>				
Piaggio Vespa ET2 50	-male -16 years old -new moped driving licence owner	223.2	16.80	240
Piaggio Vespa ET4 125	-male -18 years old -new motorcycle driving licence owner	223.2	16.80	240
Yamaha XT 600 E	-male -25 years old -3 years of motorcycle driving licence possess	110.35	12.26	122.61
Honda CBR 600 F	-male -25 years old -3 years of motorcycle driving licence possess	110.35	12.26	122.61
Honda CBR 900 RR	-male -25 years old -3 years of motorcycle driving licence possess	120.59	9.08	129.67

### 8.1.7. Indicative annual insurance cost by model and country in Spain

Model of PTW	Rider's data	Annual insurance premium	Total taxes	Total insurance annual cost
Euro				
Piaggio Vespa ET2 50	-male -16 years old -new moped driving licence owner			540-720
Piaggio Vespa ET4 125	-male -18 years old -new motorcycle driving licence owner			600
Yamaha XT 600 E	-male -25 years old -3 years of motorcycle driving licence possess			720
Honda CBR 600 F	-male -25 years old -3 years of motorcycle driving licence possess			1500
Honda CBR 900 RR	-male -25 years old -3 years of motorcycle driving licence possess			1500

### 8.1.8. Indicative annual insurance cost by model and country in Sweden

Model of PTW	Rider's data	Annual insurance premium	Total taxes	Total insurance annual cost
National currency				
Piaggio Vespa ET2 50	-male -16 years old -new moped driving licence owner	6000		6000
Piaggio Vespa ET4 125	-male -18 years old -new motorcycle driving licence owner	3600		3600
Yamaha XT 600 E	-male -25 years old -3 years of motorcycle driving license possess	3000		3000
Honda CBR 600 F	-male -25 years old -3 years of motorcycle driving license possess	16500		16500
Honda CBR 900 RR	-male -25 years old -3 years of motorcycle driving license possess	16500		16500

## 8.1.7. Indicative annual insurance cost by model and country in the United Kingdom

Model of PTW	Rider's data	Annual insurance premium	Total taxes	Total insurance annual cost
<i>£ Sterling</i>				
Piaggio Vespa ET2 50	-male -16 years old -new moped driving licence owner		5%	Low risk area £213 <sup>viii</sup> High risk area £344
Piaggio Vespa ET4 125	-male -18 years old -new motorcycle driving licence owner		5%	Low risk area £259 High risk area £429
Yamaha XT 600 E	-male -25 years old -3 years of motorcycle driving licence possess		5%	Low risk area £151 High risk area £238
Honda CBR 600 F	-male -25 years old -3 years of motorcycle driving licence possess		5%	Low risk area £176 High risk area £281
Honda CBR 900 RR	-male -25 years old -3 years of motorcycle driving licence possess		5%	Low risk area £265 High risk area £470

## 9. PTWs on the road

### 9.1 Number plate regulation in Europe

Country	PTWs subject to	Note
AUSTRIA	all the PTWs	
BELGIUM	with ED <sup>ix</sup> >50c.c.	
FRANCE	with ED>50c.c.	50 c.c. : should be provided with number plate by the beginning of September.
GERMANY	all the PTWs	Mopeds only need a special insurance number plate (no official registration)
NETHERLANDS	All PTWs >50cc	Mopeds only need a special insurance number plate (no official registration, yet!)
ITALY	with ED>50c.c.	Mopeds must be provided with a kind of number plate linked to the moped's owner rider not directly to PTWS
SPAIN	with ED>50c.c.	In some cases a municipal moped number plate is requested. For 1999 a national mopeds number plate is foreseen.
SWEDEN	All PTWs	Except mopeds ≤ 25 km/h (in Sweden classified as class 2 mopeds)
UNITED KINGDOM	all PTWs	

## 9.2 PTWs on motorways

Country	PTW ED <sup>x</sup> category qualified	Toll	Note
AUSTRIA	ED>50c.c.	16 €	16€ is an annual fee. In Austria , to access to the national motorways it must be purchased. A temporary sticker also exists (i.e. a 2-months sticker costs 80ATS)
BELGIUM	ED>50c.c.	No toll	Max. speed on horizontal road > or =70km/h
FRANCE	ED> 80c.c.		# 60% of car tolls
GERMANY	ED≥125cc	No toll	The maximum design speed must be higher than 60km/h
ITALY	ED≥150cc	# 0.05€/km	
NETHERLANDS	ED>50c.c.	No toll	
SWEDEN	All motorcycles	No toll	
SPAIN	ED>50c.c.		
UNITED KINGDOM	ED>50cc	No toll	

## 9.3 Roadworthiness test

Country	Roadworthiness test	Frequency	Cost EURO (approximate)
AUSTRIA	Yes	Every year	7.2-36
BELGIUM	None		
FRANCE	None		
GERMANY	Yes, only MC	Every 2 years	25.3
NETHERLANDS	None		
ITALY	Yes	For the first time 4 years after the first registration, successively every 2 years	
SPAIN	Yes	For the first time 5 years after the first registration, successively every 2 years	23.9
SWEDEN	Yes	Every year	27
UNITED KINGDOM	Yes	Every year after the first 3 years	17.9

## 10. Registration taxes and other fees

<i>Country</i>	<i>Tax denomination</i>	<i>PTWs Subject to</i>	<i>Reference parameter</i>	<i>Amount due for the first registration tax</i>	<i>Amount due for other taxes</i>	<i>PTW total costs to circulate on public streets</i>	<i>Total amount due on successive registrations</i>
AUSTRIA	Normverbrauchsabgabe (NoVA)	with ED >100cc	ED	0.02*(PTW ED-100)= NoVa %rate of the PTW net price (max 16)			
BELGIUM	Taxe de mise en circulation (TMC) or Belasting op de inverkeerstelling (BIV)		EP (also the PTW age for the successive registration)		62 € (for Registration Certificate and number plate).		See following table
FRANCE	Carte grise	with ED >50cc	FP	28,2 € each Fiscal Horsepower	None	28.2 € each Fiscal Horsepower	
GERMANY	No taxes				33 € (for Registration fee) 13.8€ (for the number plate)	46.5 € for first registration. Annual traffic taxes (1.84€/25cc)	29.65 € (for registration fee)
ITALY	APIET and IET (deleted during 1998)	with ED >50cc	None, the taxes are due on each PTW registration	140 - 156 €		180.76 €	
NETHERLANDS	Belasting personenauto's en motorrijwielen (BPM)	with ED >50cc	PTW net purchase price	1) if PTW price = ≤ 2133 € BPM =10,2% of 2133 € 2) if PTW price = > 2133 €, BPM =20,7% of 2133 € minus 224 €	43.25 € (for Registration Paper)		
SPAIN	Tasa de Matriculation	- with ED >50cc - also Moped in some local Administration	ED <sup>xi</sup>	58.14 € for Motorcycle			36,36 € (for Motorcycle)
SWEDEN	Försäljningsskatt (accis)	-with ED > 50cc	Kg	147.3 € ≤ 75 kg 193.5 € > 75 ≤ 160 kg 296.9 € > 160 ≤ 210 kg 492.5 € > 210 kg	+ moms (= VAT 25%)	186.8 € 241.9 € 371.08 € 615.92 €	
UNITED KINGDOM	No taxes			£25 first registration fee			

## 10.1 Registration taxes and fees on first and successive registrations in Belgium

<i>Category of PTW Engine Power (EP)</i>	<i>Tax on first registration (T.M.C) €</i>	<i>Tax on successive registrations for PTW that has been registered for:</i>										
		less than 1 year	less than 2 years	less than 3 years	less than 4 years	less than 5 years	less than 6 years	less than 7 years	less than 8 years	less than 9 years	less than 10 years	more than 10 years
EP ≤ 70kW	62	62	62	62	62	62	62	62	62	62	62	62
71kW ≤ EP ≤ 85kW	123.94	123.94	111.55	99.15	86.76	74.37	62	62	62	62	62	62
86kW ≤ EP ≤ 100kW	495.78	495.78	446.2	396.63	347	297.47	247.89	198.31	148.73	99.15	62	62
101kW ≤ EP ≤ 110kW	867.62	867.63	780.86	694.1	607.34	520.56	433.8	347.05	260.28	173.53	86.76	62
111kW ≤ EP ≤ 120kW	1239.46	1239	1115	991.57	867.62	743.68	619.73	495.78	371.84	247.89	123.95	62
121 kW ≤ EP ≤ 155kW	2479	2479	2231	1983	1737	1487.36	1239.46	991.57	743.68	495.78	247.89	62

## 10.2. Ownership tax

Country	Tax denomination	Reference parameter	PTWs subject to	Annual amount due	Payable by Instalments
AUSTRIA	Motorbezogene Versicherungssteuer	ED	with ED >100cc	The tax amount is calculated in ATS. multiplying the PTW ED by the number of months paid (1, 3, 6, 12) and by a particular coefficient. See the following table.	Yes
BELGIUM	Taxe de circulation Verkeersbelasting	ED	with ED >250cc	41.22 €	No
FRANCE	None		None		No
GERMANY	Kraftfahrzeugsteuer	ED	with ED >50cc	0.184 € due each 25cc of PTW ED per year	No
ITALY	Tassa di proprietà	ED and FP (starting 1998 will used the EP)	All PTWs	See the following table	No
NETHERLANDS	Motorrijtuig-belasting	None	All Motorcycles Mopeds are excluded	54 € annually 27 € per 3-months	Yes
SPAIN	Impuesto sobre Vehiculos de Traccion Mecanica	ED	All Motorcycles	See the following table	No
SWEDEN	Vägskatt	ED	All motorcycles	150	17
UNITED KINGDOM	Vehicle Excise Duty	ED		See the following table	Yes, for PTW with ED >250cc

### 10.3.1 Ownership tax in Italy, Spain and UK

<b>Spain</b> <b>Impuesto sobre Vehiculos de Traccion Mecanica</b>			<b>United Kingdom</b> <b>Vehicle Excise Duty</b>		
Category of PTW ED	Annual minimum amount (in €)	Annual amount for the city of Madrid (in €)	Category of PTW ED	Annual Amount (GBP)	6-months Amount (GBP)
ED < 125cc	4.42	5.98	ED ≤150cc	15	
150cc < ED ≤250cc	7.57	10.28	150cc < ED ≤400	30	
250cc < ED ≤500cc	15.15	20.52	400 cc < ED < 600	45	
500cc < ED ≤1000cc	30.29	41.02	All other motorcycle	60	33
ED >1000cc	60.58	82.13			

<b>Italy</b> <b>Tassa di proprietà</b>		<b>Austria</b> <b>Motorbezogene Versicherungssteuer</b>		
Category of PTW ED and Fiscal Power	Annual amount due (€)	Category of PTW ED and Fiscal Power	Period paid (number of months)	Coefficient
ED ≤50cc	19.1	ED ≤50cc	1	0.22
EP ≤ 11Kw	19.1	ED ≤125cc	4	0.216
EP > 11Kw	Tax (€) = 19.1 + 0.878 * EP (Kw)	FP ≤3FHp and ED ≤150cc	6	0.212
		FP ≤3FHp and ED >150cc	12	0.2
		3 < FP ≤ 6 FHp		
		FP > 6FHp		

## 11. PTW riding access: Mopeds

Country	Maximum design speed	Age of consent	Driving License						Passenger allowed	Mandatory helmet usage
			Requested	Released by	Theoretical test	Theoretical lessons	Practical test	Achievement cost		
AUSTRIA	45	15	Yes	Municipal police (moped card)	Yes	Yes	No	No	Yes, but the passenger's age must be $\leq 8$ y.o	Yes
BELGIUM	45	16	Yes	Driving school	Yes	Yes	Yes	Yes	Yes, but the driver's age must be $\geq 18$ y.o. for class A and B (mopeds)	Yes
	25	16	No		No	No	No	No	Yes	No
FRANCE	45	14	Yes	School	Yes	Yes	Yes (Brevet de Sécurité Routière)	Yes	Yes	Yes
GERMANY	45/50	16	Yes	Driving school	Yes	Yes	Yes	Yes	Yes	Yes
	25	15	Yes (Certificate)	School or Driving school	Yes	Yes	No	No	Yes, but the passenger's age must be $\leq 7$ y.o and driver's age $\geq 16$ y.o	Yes
	20	15	Yes (Certificate)	School or Driving school	Yes	Yes	No	No	No	No
ITALY	45	14	No						No	Yes
NETHERLANDS	45	16	Yes	Authorised body (CBR)	Yes	No	No	Yes 27.45€ / 13.50€	Yes	Yes
	25	16	Yes		Yes	No	No	Yes 27.45€ / 13.50€	Yes	No
SPAIN	45	14	Yes	Driving School or Official Traffic centre	Yes	Yes	No	Yes	Yes, but rider must be older than 16	Yes
SWEDEN	45	15	Certificate or any license	Authorised body	Yes	Yes	No	No	Yes, but the passenger's age must be $\leq 8$ y.o (new mopeds approved for passenger: Yes)	
	25	15	April 1, 2000 no more request	-	-	-	-	-		
UNITED KINGDOM	45	16	Yes	Driving school	Yes	Yes	Yes	Yes	Yes	Yes

## 12. PTW riding access: Motorcycle

Country <sup>xii</sup>	Driving License category	Minimum age	Achievement cost	Renewal	Tax on DL possess	
				Frequency	cost	
AUSTRIA	A	18	654 €		None	
	A1/B	23	1200 € (A+B 1600 €)		None	
BELGIUM	A	18	372 - 545 €	Never	None	
FRANCE	A 1	16	About 716 €	Never	None	
GERMANY	A1	16	1000 €	Never	None	
	A	18	1250 €	Never	None	
ITALY	A1	16	About 516 €	every 10 years	None	
	A	18	About 516 €	every 10 years	None	
	A1/B	18	About 516 €	every 10 years	None	
NETHERLANDS	A	18	1125	every 10 years	27-40.9 €	40.9 € (just once)
SPAIN	A1	16	60000ESP (during 1998 will become more expensive)	-every 10 years for holders younger than 45 -every 5 years if holder is between 45 and 70 -every 2 years for holders older than 70	36 €	None
	A	18			36 €	None
SWEDEN	A1	18	9.000 SEK			None
UNITED KINGDOM	A1	17	21GBP (for provisional license)	only when the rider become 70 y.o.	6GBP	None
	A	17				None

## 12.1 PTW riding access: highest performances motorcycles

Country	Driving license category	Minimum age or minimum DL possess requested	Motorcycles with the highest performances	Note
AUSTRIA	A	18	Motorcycle with EP≤25kW and P/W ratio≤0.16kW/kg	After 2 years of probation the unrestricted DL Cat A is directly achieved
	A	21 y. o. or at least after 2 years of restricted DL Cat. A possess	All the motorcycles without any restriction	2 years of probation are also requested for a rider that has already had 2 years of probation for the restricted Cat A DL
	<b>B</b>	23	A1-Motorcycles	At least 5 years of Cat.B DL possess are requested and must be proved the holder have had 6 hours of motorcycle riding practice
BELGIUM	A	18	Motorcycles with EP≤25kW or P/W ratio≤0.16kW/kg	
	A	21 y. o. or at least after 2 years of restricted DL Cat. A possess	All the motorcycles without any restriction	
	B	<b>20</b>	A1-Motorcycles	All the car DL issued after 1/1/1989, after a minimum period of possess of 2 years allows to ride an A1-Motorcycle without any exam.
FRANCE	A1	16	A1-Motorcycles	Only for 16 and 17 y.o. rider
	A	18	Motorcycles with EP≤25kW and P/W ratio≤0.16kW/kg	
	A	21 y. o. or at least after 2 years of restricted DL Cat. A possess	All the motorcycles without any restriction	
	B	20	A1-Motorcycles	Before ride A1-Motorcycles, at least, 2 years of DL Cat.B possess must be passed
GERMANY	A1	16	A1-Motorcycles	Till the age of 16/17 the motorcycle used must have design speed not exceeding 80km/h. After that age no speed limit
	A (limit)	18	Max ED-power 25kw, max relation power/weight 0.16kw/kg	Everybody older than 18 to access to unlimited EP motorcycle must hold the DL for at least 2 years. After 2 years the limit is automatically dissolved.
	A	20	No limit	Direct access starts at the age of 25.
ITALY	A1	16	A1-Motorcycles	Only for 16 and 17 y.o. rider
	A	18	Motorcycle with EP≤25kW and P/W ratio≤0.16kW/kg	
	A	21 y.o. or at least after 2 years of restricted DL Cat. A possess <sup>xiii</sup>	All the motorcycles without any restriction	For new DL holder the practical test must be taken on a motorcycle with EP >35kW
	A1/B	18	A1-Motorcycles	

## 12.1 PTW riding access: highest performances motorcycles

Country	Driving license category	Minimum age or minimum DL possess requested	Motorcycles with the highest performances	Note
NETHERLANDS	A	18	Motorcycles with EP≤ 25kW and P/W ratio ≤0,16 kW/kg	
	A	20	All motorcycles without any restriction	Direct access at 21 y. a.
SPAIN	A1	16	A1-Motorcycles with P/W ratio ≤ 0.11kW/kg	
	A	18	Motorcycles with EP≤ 25kW and P/W ratio≤0.16kW/kg	
	A	20 y.o. or at least after 2 years of restricted DL Cat.A possess	All the motorcycles without any restriction	
	A1/B	18		At least a theoretical test on riding motorcycle must be passed. If the DL Cat.B it has been obtained since less than 2 years also a practical test must be taken.
SWEDEN	A1	16	A1 Motorcycles with P/W ratio ≤0,16kW/kg	
	A	18	Motorcycles with EP≤ 25kW and P/W ratio ≤0,16 kW/kg	
	A	20y. a. or at least 2 years of restricted DL Cat. A possess	All motorcycles without any restriction	Direct access at 21 years of age
UNITED KINGDOM	A1	17	A1-Motorcycles	
	A	17	Motorcycles with EP≤ 25kW and P/W ratio≤0.16kW/kg	
	A	1) If 21 or over by Direct Access 2) If 17 to 21 or if not by Direct Access, after at least 2 years experience on a PTW of <25KW.	All the motorcycles without any restriction	To use Direct Access route new riders must be 21 or over and take their full licence practical test on a PTW of >35KW
	A1/B	18	A1-Motorcycles	Once obtained the CBT (Compulsory Basic Training), the DL Cat.B permits to have a provisional motorcycle entitlement for A1-Motorcycle. Within 2 years of validity of the provisional licence the Motorcycle Test must be passed.

## 12.2 PTW riding access: B/A1 equivalence

Country	Equivalence between Cat. B and Cat.A1	To obtain Cat. A having Cat. A1		To obtain Cat. B having Cat. A		To obtain Cat. A having Cat. B	
		procedure	cost	procedure	cost	procedure	cost
AUSTRIA	Yes, after 5 years of DL Cat B possess and after 6 hours of motorcycle riding practice the holder can drive A1-Motorcycle	DL Cat.A1 doesn't exist					
BELGIUM	Yes, after 2 years of DL Cat, B possess	New theoretical and practical test		DL Cat, B dating from before 1/1/89 have an equivalence to Cat, A DL Cat B dating from 1/1/89 onwards equivalence with theoretical and practical test			
DENMARK	No						
FRANCE	Yes, after 2 years of B						
FINLAND	No						
GERMANY	The DL Cat.B must be passed before 01.04.1980 to include Cat.A1	New theoretical and practical tests	About 1250 Euro	New theoretical and practical tests	About 1250 €	New theoretical and practical tests	About 1250 €
ITALY	Yes	New practical test.	about 260 €	New practical test.	about 390 €	New practical test.	about 390 €
NETHERLANDS	No	DL Cat.A1 doesn't exist		New theoretical and practical tests	658 €	New theoretical and practical tests	385 €
NORWAY	Yes, if B licence is obtained before 01.04.1979						
PORTUGAL	No						
SPAIN	No direct, a theoretical test on riding motorcycle and practical test must be passed No pract. Test, if B since 2 years	New practical tests must be passed		New practical tests must be passed		New theoretical test on riding motorcycle and practical tests must be passed	

## 12.2 PTW riding access: B/A1 equivalence

Country	Equivalence between Cat. B and Cat.A1	To obtain Cat. A having Cat. A1	To obtain Cat. B having Cat. A	To obtain Cat. A having Cat. B			
		procedure	cost	procedure	Cost	procedure	cost
SWEDEN	No	New practical tests must be passed		New practical tests must be passed			New theoretical test on riding motorcycle and practical tests must be passed
UNITED KINGDOM	No direct, must be completed the CBT (Compulsory Basic Training) after that the DL Cat. B permits to have a provisional motorcycle entitlement for A1-Motorcycle. Within the 2 years of validity of the provisional license the Motorcycle Test must be passed.	New practical tests must be passed					New theoretical test on riding motorcycle and practical tests must be passed

## **INDEX of Abbreviations :**

### COUNTRIES

Au : Austria

B : Belgium

D : Germany

Dk : Denmark

E : Spain

F : France

GDL : Grand Duchy of Luxembourg

GR : Greece

I : Italy

Irl : Ireland

Nl : Netherlands

P : Portugal

S : Sweden

SF : Finland

UK : United Kingdom

EU : European Union

VAT : Value Added Tax

PTW : Powered Two Wheelers

ACEM : Association des Constructeurs Européens de Motocycles

## NOTES

---

<sup>i</sup> Source: Eurostat 1997

<sup>ii</sup> Safety clause: Acem is not responsible for any data not regularly up-dated.

<sup>iii</sup> The 3 values per cell represent the tariffs of 3 different insurance Companies, see Table 10. For the parameters of simulation used to know the various insurance tariffs please refer to tables 4÷11

<sup>iv</sup> FRANCE : the 2 values per cell represent the minimum tariffs for the 1<sup>st</sup> level and 4<sup>th</sup> level of a medium area, for a very good rider.

<sup>v</sup> In Belgium, France, Spain and Sweden, the additional parameters of the simulation are:

type of Insurance: Third party only, no fire & theft or other insurance's forms;

main area of PTW usage: City;

type of PTW new/second hand: New;

maximum damages liability insurance cover: 1,5 million Euro

<sup>vi</sup> Tariffs of 3 different insurance companies have been provided :

A= Bundeslander; B=EA Generali; C= Volksfursorge Jupiter

The insurance premium tax is related to the engine displacement

The additional parameters of the simulation were:

Type of Insurance: Third party only, no fire & theft or other insurance's forms

Main area of PTW usage: City

Type of PTW new/second hand: New

Maximum damages liability insurance cover: thereabouts 1.5 million of ECU

<sup>vii</sup> The additional parameters of the simulation were:

type of Insurance: Third party only, no fire & theft or other insurance's forms

main area of PTW usage: Not existing in German insurance system

type of PTW new/second hand: Not relevant for the insurance and taxes

maximum damages liability insurance cover: 7,5 million Euro per cap

<sup>viii</sup> Inexperienced rider with learner licence.

For 25 year old riders the quotations are for riders with no accidents or convictions.

Third Party Only Cover

Low risk area is EX14 2UB

High risk area is N12AF

<sup>ix</sup> ED = Engine Displacement

<sup>xx</sup> ED = Engine Displacement

<sup>xi</sup> ED = Engine Displacement; FP= Fiscal Power

<sup>xii</sup> The Driving License Cat. B has been considered only with reference to those countries that do not require any additional tests to ride a motorcycle (holding a DL Cat. B).

<sup>xiii</sup> There was a misinterpretation (now fixed): test on A-restricted, but driving of A-unrestricted immediately possible.